

# Articles

## Phase Diagram for the System $\text{KOH} + \text{K}_2\text{CrO}_4 + \text{KCl} + \text{H}_2\text{O}$

Zhipeng Tan,<sup>†,‡,§</sup> Jingkui Qu,<sup>\*,†,‡</sup> Tao Qi,<sup>†,‡</sup> Jingtang Wang,<sup>§</sup> and Yi Zhang<sup>†,‡</sup>

National Engineering Laboratory for Hydrometallurgical Cleaner Production Technology, Beijing 100080, People's Republic of China, Key Laboratory of Green Process and Engineering, Institute of Process Engineering, Chinese Academy of Sciences, Beijing 100080, People's Republic of China, and Beijing University of Chemical Technology, Beijing 100029, People's Republic of China

The solubilities of the  $\text{K}_2\text{CrO}_4 + \text{KCl} + \text{KOH} + \text{H}_2\text{O}$  system at 20 °C, 40 °C, 60 °C, and 80 °C were determined by an isothermal method, and the phase diagrams were constructed. Meanwhile, the concentration of  $\text{K}_2\text{CrO}_4$  in an aqueous solution of KOH was compared with that in an aqueous solution of KOH saturated with KCl. Lastly, analyses and discussions were made on the crystalline areas in the phase diagrams.

### Introduction

Chromium compounds play a very important role in many industrial processes and are widely applied in the manufacture of pigment, wood preservation, leather tanning, metal plating, and so on. The high-temperature roasting technology presently used in China discharges a large amount of chromium-containing residue, chromite dust, and waste gas, which severely pollute the environment. A new clean production technology of chromate has been proposed by the Institute of Process Engineering, Chinese Academy of Sciences, to replace the traditional production technology of chromate. In this new technology the reaction temperature can be significantly reduced, and higher resource utilization efficiency and zero emission of waste residue can be achieved.<sup>1,2</sup> The whole conversion process is based on the liquid-phase oxidation process of chromite with the molten KOH as the reaction medium. After the liquid-phase oxidation process of chromite and the separation process of chromate and alkali, excessive potassium hydroxide solution will go back to the process of the liquid-phase oxidation. However, with the reuse of KOH and enlargement of production, KCl can accumulate to a certain amount in the KOH as an impurity and influence the quality of potassium chromate. Thus, the phase equilibrium for the quaternary system  $\text{K}_2\text{CrO}_4 + \text{KCl} + \text{KOH} + \text{H}_2\text{O}$  is required to get high-quality potassium chromate.

Some studies<sup>3–5</sup> have been done on the solubility of relevant systems, such as the quaternary system  $\text{KOH} + \text{K}_2\text{CrO}_4 + \text{K}_2\text{CO}_3 + \text{H}_2\text{O}$ ,  $\text{K}_2\text{CrO}_4 + \text{KCl} + \text{H}_2\text{O}$ , and  $\text{K}_2\text{CrO}_4 + \text{K}_2\text{CO}_3 + \text{H}_2\text{O}$ , but a study of the quaternary system  $\text{KOH} + \text{K}_2\text{CrO}_4 + \text{KCl} + \text{H}_2\text{O}$  has not been reported so far.

In this paper, the phase equilibrium for the latter system is studied in detail.

\* To whom correspondence should be addressed. E-mail: jkqu@home.ipe.ac.cn.

<sup>†</sup> National Engineering Laboratory for Hydrometallurgical Cleaner Production Technology.

<sup>‡</sup> Chinese Academy of Sciences.

<sup>§</sup> Beijing University of Chemical Technology.

### Experimental Section

**Apparatus and Reagents.** A HZQ-C-type thermostatted water bath (CH-2501) with a precision of 0.1 °C and a specially designed rotating stainless steel disk were used for the equilibrium measurements.<sup>6</sup> A Siemens D500 X-ray diffraction analyzer was used for solid-phase X-ray diffraction analysis.

The main chemicals used were all of analytical grade and purchased from the Beijing Chemical Plant: potassium chromate ( $\geq 99.5\%$  by mass), potassium hydroxide ( $\geq 99.0\%$  by mass), and potassium chloride ( $\geq 99.8\%$  by mass).

**Experimental Method.** The solubility was determined by employing the method of isothermal solution saturation. The experiments were performed according to the following procedure: The experimental components were added into a series of sealed tubes gradually according to a fixed ratio and making sure that two of the components were in excess. The disk with the sealed tubes was then put into the superthermostatic water bath and rotated continuously at the four specific temperatures: 20 °C, 40 °C, 60 °C, and 80 °C. A pre-experiment showed that equilibrium can be reached in about 3 to 4 days. In order to guarantee the system reaching the total equilibrium, the stirring lasted 5 days. After equilibrium, the agitating was stopped and the system then was allowed to stand for at least 24 h to ensure all the suspended crystals settled. Then 5 mL of the liquid phases was taken from every tube and analyzed. The solid phases were dried, pestled into powder, and analyzed by X-ray diffraction.

**Analytical Method.** The hydroxyl ion  $\text{OH}^-$  was determined by hydrochloric acid solution using phenolphthalein solution as indicator (with a mass uncertainty of 0.6 %), the chromate ion  $\text{CrO}_4^{2-}$  was titrated using *N*-phenylanthranilic acid solution as indicator (with a mass uncertainty of 1.5 %), the amount of chloride was found argentometrically by the Mohr method (with a mass uncertainty of 0.3 %), and the potassium ion was analyzed by a gravimetric method with sodium tetrphenylboron (with a mass uncertainty of 0.5 %). Each experimental result was achieved from the mean values of three parallel determinations.

**Table 1. Solubility Data of the KOH (1) + K<sub>2</sub>CrO<sub>4</sub> (2) + KCl (3) + H<sub>2</sub>O (4) System**

composition of the liquid phase (g/100 g of dry salt)				H <sub>2</sub> O	$\rho/(\text{kg}\cdot\text{dm}^{-3})$	Equilibrium solid phases
KOH	K <sub>2</sub> CrO <sub>4</sub>	KCl				
<i>T</i> = 20 °C						
7.52	47.04	45.44	225.44	1.307	K <sub>2</sub> CrO <sub>4</sub> + KCl	
33.82	26.81	39.37	241.19	1.296	K <sub>2</sub> CrO <sub>4</sub> + KCl	
46.65	22.99	30.35	212.88	1.297	K <sub>2</sub> CrO <sub>4</sub> + KCl	
54.55	17.72	27.73	210.93	1.281	K <sub>2</sub> CrO <sub>4</sub> + KCl	
61.59	13.81	24.60	209.10	1.294	K <sub>2</sub> CrO <sub>4</sub> + KCl	
70.42	9.30	20.28	203.39	1.295	K <sub>2</sub> CrO <sub>4</sub> + KCl	
72.40	8.49	19.12	203.74	1.296	K <sub>2</sub> CrO <sub>4</sub> + KCl	
75.58	6.98	17.44	199.98	1.309	K <sub>2</sub> CrO <sub>4</sub> + KCl	
77.98	6.03	15.99	195.79	1.311	K <sub>2</sub> CrO <sub>4</sub> + KCl	
86.08	3.11	10.81	180.07	1.337	K <sub>2</sub> CrO <sub>4</sub> + KCl	
89.87	1.85	8.28	173.28	1.356	K <sub>2</sub> CrO <sub>4</sub> + KCl	
91.02	1.63	7.35	170.44	1.356	K <sub>2</sub> CrO <sub>4</sub> + KCl	
93.11	1.37	5.52	152.38	1.385	K <sub>2</sub> CrO <sub>4</sub> + KCl	
93.33	1.32	5.35	150.68	1.379	K <sub>2</sub> CrO <sub>4</sub> + KCl	
95.32	0.42	4.26	141.41	1.426	K <sub>2</sub> CrO <sub>4</sub> + KCl	
97.07	0.34	2.58	117.79	1.479	K <sub>2</sub> CrO <sub>4</sub> + KCl	
98.02	0.11	1.88	103.42	1.515	K <sub>2</sub> CrO <sub>4</sub> + KCl + KOH·2H <sub>2</sub> O	
0	53.64	46.36	216.84	1.325	K <sub>2</sub> CrO <sub>4</sub> + KCl	
98.34	0	1.66	99.89	1.515	KCl + KOH·2H <sub>2</sub> O	
99.98	0.02	0	101.51	1.528	K <sub>2</sub> CrO <sub>4</sub> + KOH·2H <sub>2</sub> O	
<i>T</i> = 40 °C						
13.96	41.43	44.61	153.66	1.294	K <sub>2</sub> CrO <sub>4</sub> + KCl	
20.33	32.07	47.60	199.94	1.298	K <sub>2</sub> CrO <sub>4</sub> + KCl	
28.38	27.41	44.21	207.80	1.295	K <sub>2</sub> CrO <sub>4</sub> + KCl	
36.59	24.98	38.44	197.92	1.297	K <sub>2</sub> CrO <sub>4</sub> + KCl	
49.19	18.04	32.77	183.94	1.288	K <sub>2</sub> CrO <sub>4</sub> + KCl	
55.07	14.88	30.05	185.94	1.293	K <sub>2</sub> CrO <sub>4</sub> + KCl	
63.16	11.12	25.71	182.70	1.293	K <sub>2</sub> CrO <sub>4</sub> + KCl	
73.63	6.96	19.41	182.26	1.347	K <sub>2</sub> CrO <sub>4</sub> + KCl	
79.02	4.87	16.11	173.91	1.349	K <sub>2</sub> CrO <sub>4</sub> + KCl	
81.30	4.17	14.53	164.39	1.321	K <sub>2</sub> CrO <sub>4</sub> + KCl	
87.85	2.18	9.96	143.14	1.316	K <sub>2</sub> CrO <sub>4</sub> + KCl	
89.38	1.77	8.85	155.75	1.379	K <sub>2</sub> CrO <sub>4</sub> + KCl	
92.34	1.11	6.55	143.07	1.396	K <sub>2</sub> CrO <sub>4</sub> + KCl	
94.73	0.94	4.33	142.46	1.406	K <sub>2</sub> CrO <sub>4</sub> + KCl	
95.01	0.83	4.16	133.26	1.420	K <sub>2</sub> CrO <sub>4</sub> + KCl	
96.94	0.43	2.63	114.38	1.463	K <sub>2</sub> CrO <sub>4</sub> + KCl	
97.69	0.28	2.03	105.31	1.488	K <sub>2</sub> CrO <sub>4</sub> + KCl 1	
98.42	0.15	1.43	89.02	1.537	K <sub>2</sub> CrO <sub>4</sub> + KCl + KOH·2H <sub>2</sub> O	
0	56.09	43.91	120.77	1.327	K <sub>2</sub> CrO <sub>4</sub> + KCl	
98.56	0	1.44	82.96	1.534	KCl + KOH·2H <sub>2</sub> O	
99.87	0.125	0	87.01	1.541	K <sub>2</sub> CrO <sub>4</sub> + KOH·2H <sub>2</sub> O	
<i>T</i> = 60 °C						
3.32	48.04	48.64	146.31	1.273	K <sub>2</sub> CrO <sub>4</sub> + KCl	
10.37	44.96	44.68	157.66	1.276	K <sub>2</sub> CrO <sub>4</sub> + KCl	
26.13	32.22	41.66	171.36	1.294	K <sub>2</sub> CrO <sub>4</sub> + KCl	
35.92	24.48	39.60	173.72	1.303	K <sub>2</sub> CrO <sub>4</sub> + KCl	
44.86	20.26	34.88	176.26	1.300	K <sub>2</sub> CrO <sub>4</sub> + KCl	
48.56	17.95	33.50	172.55	1.309	K <sub>2</sub> CrO <sub>4</sub> + KCl	
59.22	12.56	28.22	172.89	1.312	K <sub>2</sub> CrO <sub>4</sub> + KCl	
63.96	10.42	25.62	180.91	1.323	K <sub>2</sub> CrO <sub>4</sub> + KCl	
66.88	9.34	23.77	174.06	1.331	K <sub>2</sub> CrO <sub>4</sub> + KCl	
75.34	5.99	18.67	164.53	1.342	K <sub>2</sub> CrO <sub>4</sub> + KCl	
80.33	3.79	15.88	157.90	1.363	K <sub>2</sub> CrO <sub>4</sub> + KCl	
82.24	3.28	14.48	159.29	1.367	K <sub>2</sub> CrO <sub>4</sub> + KCl	
86.07	2.35	11.57	148.20	1.382	K <sub>2</sub> CrO <sub>4</sub> + KCl	
89.67	1.80	8.54	126.24	1.402	K <sub>2</sub> CrO <sub>4</sub> + KCl	
96.80	0.27	2.93	100.54	1.510	K <sub>2</sub> CrO <sub>4</sub> + KCl + KOH·2H <sub>2</sub> O	
0	50.39	49.61	148.60	1.330	K <sub>2</sub> CrO <sub>4</sub> + KCl	
97.78	0	2.22	73.36	1.559	KCl + KOH·2H <sub>2</sub> O	
99.84	0.16	0	87.92	1.545	K <sub>2</sub> CrO <sub>4</sub> + KOH·2H <sub>2</sub> O	
<i>T</i> = 80 °C						
3.33	47.68	48.98	129.24	1.328	K <sub>2</sub> CrO <sub>4</sub> + KCl	
8.95	42.78	48.26	138.00	1.315	K <sub>2</sub> CrO <sub>4</sub> + KCl	
15.41	37.49	47.10	149.93	1.311	K <sub>2</sub> CrO <sub>4</sub> + KCl	
22.94	32.50	44.56	158.79	1.313	K <sub>2</sub> CrO <sub>4</sub> + KCl	
32.90	27.07	40.03	145.20	1.317	K <sub>2</sub> CrO <sub>4</sub> + KCl	
37.18	24.28	38.55	150.28	1.316	K <sub>2</sub> CrO <sub>4</sub> + KCl	
47.31	18.76	33.93	154.71	1.325	K <sub>2</sub> CrO <sub>4</sub> + KCl	
52.53	16.01	31.46	155.95	1.326	K <sub>2</sub> CrO <sub>4</sub> + KCl	
59.22	11.59	29.20	162.08	1.328	K <sub>2</sub> CrO <sub>4</sub> + KCl	
65.05	9.47	25.48	159.70	1.335	K <sub>2</sub> CrO <sub>4</sub> + KCl	
69.38	7.41	23.20	159.78	1.337	K <sub>2</sub> CrO <sub>4</sub> + KCl	
73.35	6.14	20.51	163.80	1.340	K <sub>2</sub> CrO <sub>4</sub> + KCl	
76.91	4.89	18.20	148.48	1.355	K <sub>2</sub> CrO <sub>4</sub> + KCl	
80.60	3.77	15.63	144.91	1.368	K <sub>2</sub> CrO <sub>4</sub> + KCl	
82.28	3.14	14.58	144.18	1.352	K <sub>2</sub> CrO <sub>4</sub> + KCl	
85.65	2.36	11.99	120.95	1.328	K <sub>2</sub> CrO <sub>4</sub> + KCl	
90.71	1.59	7.70	119.64	1.433	K <sub>2</sub> CrO <sub>4</sub> + KCl	
95.26	0.55	4.19	91.45	1.520	K <sub>2</sub> CrO <sub>4</sub> + KCl	
96.87	0.24	2.89	75.42	1.555	K <sub>2</sub> CrO <sub>4</sub> + KOH·2H <sub>2</sub> O	
0	49.90	50.10	145.13	1.361	K <sub>2</sub> CrO <sub>4</sub> + KCl	
97.03	0	2.97	72.41	1.528	KCl + KOH·2H <sub>2</sub> O	
99.77	0.23	0	76.43	1.569	K <sub>2</sub> CrO <sub>4</sub> + KOH·2H <sub>2</sub> O	

**Results and Discussion**

The solubilities of the K<sub>2</sub>CrO<sub>4</sub> + KCl + KOH + H<sub>2</sub>O system at 20 °C, 40 °C, 60 °C, and 80 °C were determined and are

presented in Table 1. The phase diagrams from 20 °C and 80 °C are plotted in Figures 1 and 2. The phase diagrams for the other two temperatures are similar.

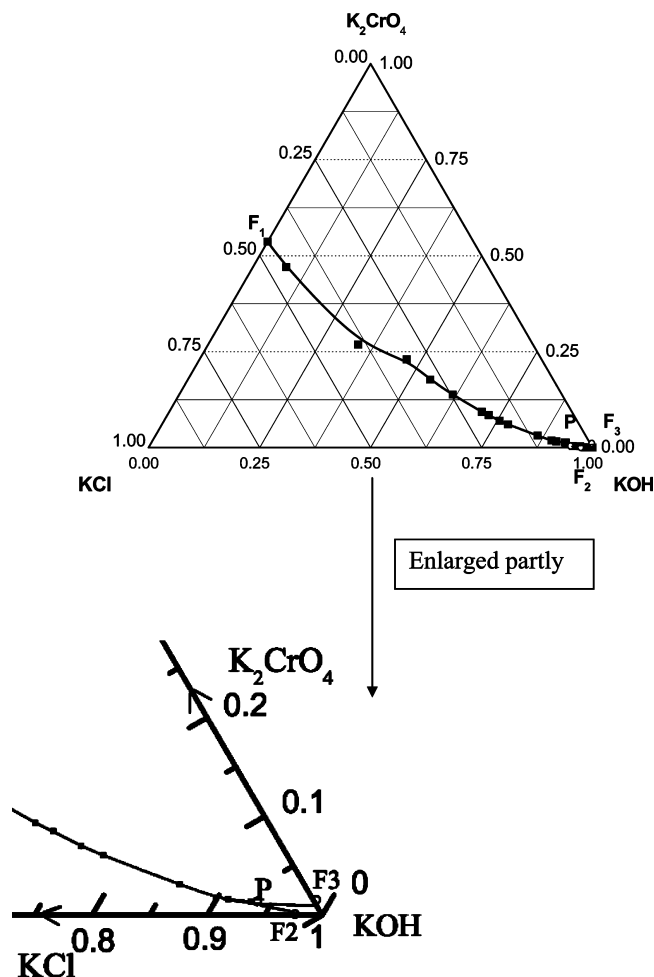


Figure 1. Phase diagram of the KOH (1) +  $K_2CrO_4$  (2) + KCl (3) +  $H_2O$  (4) system at 20 °C.

Figures 1 and 2 show that the system has three crystallization zones: the  $K_2CrO_4$  crystallization zone, the KCl crystallization zone, and the  $KOH \cdot 2H_2O$  crystallization zone.

Points F1, F2, and F3 represent the equilibrium of the solid phases at the two extremes of the corresponding side. Point P is an invariant point, which represents the equilibrium of all three solid phases.

As can be seen in Figures 1 and 2, the solubility of  $K_2CrO_4$  and KCl decreases greatly with an increase in the KOH concentration, and the crystallization zones of  $K_2CrO_4$  and KCl are far larger than that of  $KOH \cdot 2H_2O$ , so  $K_2CrO_4$  and KCl crystals will precipitate together while the amount of water is suitable. As shown in Figure 3, the concentration of  $K_2CrO_4$  declines sharply because of the existence of KCl in the system. This means that the salting out effect of KCl to  $K_2CrO_4$  is strong and  $K_2CrO_4$  crystals can be precipitated more easily. The results are similar at 20 °C, 40 °C, and 60 °C.

In Figure 4, the solubility of  $K_2CrO_4$  decreases faster than KCl with an increase of the concentration of KOH. In addition, when the concentration of KOH reaches  $500 \text{ g} \cdot \text{L}^{-1}$ , the solubility of KCl in the solution overtakes that of  $K_2CrO_4$  a lot. It also can be seen that the solubilities of both  $K_2CrO_4$  and KCl decrease with a decrease of the temperature.

According to the analysis above, the whole separation process can be designed as follows. First, the coarse crystalline  $K_2CrO_4$  carrying the impurity KCl was added into the high alkaline solution at 80 °C, where the concentration of KOH exceeds  $500 \text{ g} \cdot \text{L}^{-1}$ , and making sure that the KCl in the alkaline solution

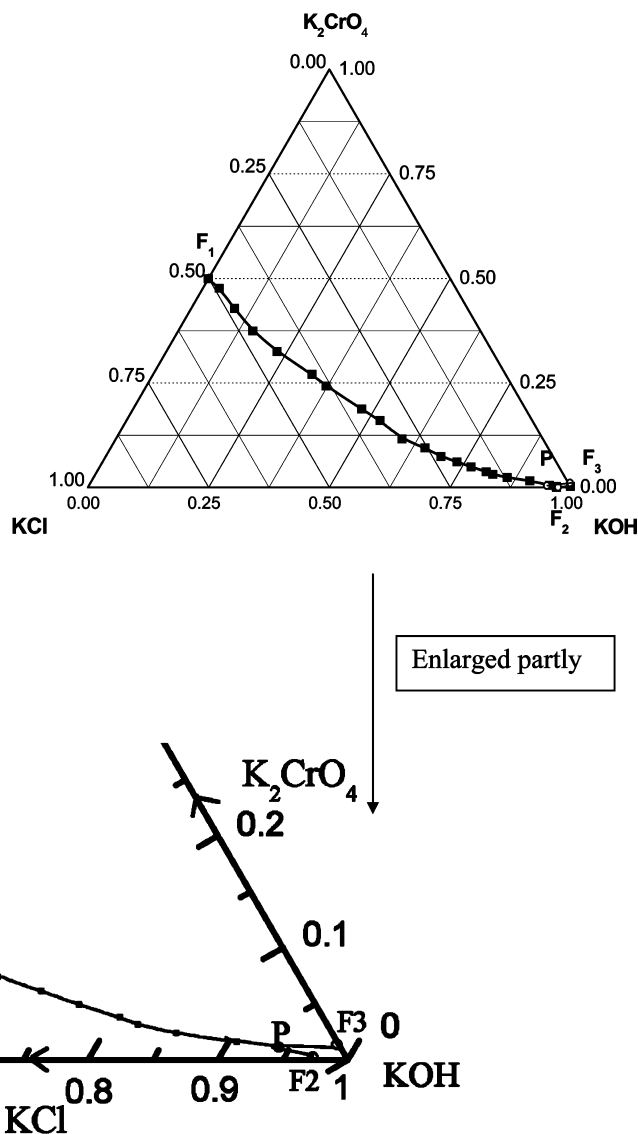


Figure 2. Phase diagram of the KOH (1) +  $K_2CrO_4$  (2) + KCl (3) +  $H_2O$  (4) system at 80 °C.

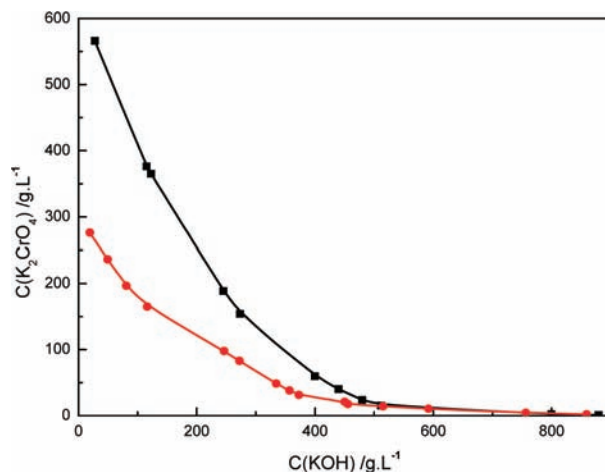
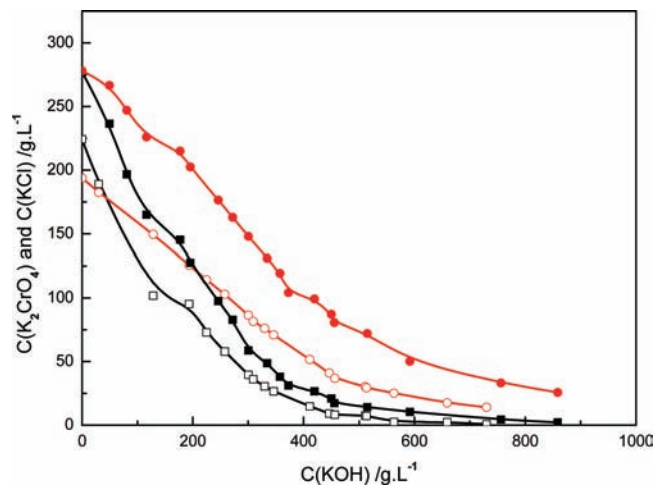


Figure 3. Solubility isotherms of  $K_2CrO_4$  (2) at 80 °C: ■, in KOH (1) aqueous solution and ●, in KOH aqueous solution saturated with KCl (3).

can just get saturated. Then most of the  $K_2CrO_4$  crystals can be separated from the solution through high-temperature filtration



**Figure 4.** Solubility isotherms in KOH (1) aqueous solution:  $\square$ ,  $\text{K}_2\text{CrO}_4$  (2) at 20 °C;  $\circ$ , KCl (3) at 20 °C;  $\blacksquare$ ,  $\text{K}_2\text{CrO}_4$  (2) at 80 °C; and  $\bullet$ , KCl (3) at 80 °C.

at 80 °C. Second, making the alkaline solution cool off naturally from 80 °C to 20 °C, one-half of the KCl crystals with a small amount of  $\text{K}_2\text{CrO}_4$  will be precipitated from the solution. Finally, the rest of the alkaline solution can be recycled to the first step after separation of the KCl crystals.

### Conclusions

Phase equilibrium data for the system  $\text{K}_2\text{CrO}_4 + \text{KCl} + \text{KOH} + \text{H}_2\text{O}$  between 20 °C and 80 °C were studied. According to

the solubility data measured, the phase diagrams were plotted, and analyses and discussions were made based on the phase diagram. The studies in the paper will have a positive role in the cleaner production of potassium chromate.

### Literature Cited

- (1) Zhang, Y.; Li, Z. H.; Qi, T.; Zheng, S. L.; Li, H. Q.; Xu, H. B. Green manufacturing process of chromium compounds. *Environ. Prog.* **2005**, *24* (1), 44–50.
- (2) Zhang, Y.; Li, Z. H.; Qi, T.; Wang, Z. K. Green chemistry of chromate cleaner production. *Chin. J. Chem.* **1999**, *17*, 258–266.
- (3) Cui, J. L.; Zhang, Y. Study on the  $\text{KOH} + \text{K}_2\text{CrO}_4 + \text{K}_2\text{CO}_3 + \text{H}_2\text{O}$  system. *J. Chem. Eng. Data* **2000**, *45*, 1215–1217.
- (4) Christomir, C.; Jakubam, I.; Snejana, V.; Stefan, T. Thermodynamic study of aqueous sodium and potassium chloride and chromate systems at the temperature 298.15K. *J. Chem. Thermodyn.* **2002**, *34*, 987–994.
- (5) Du, C. H.; Zheng, S. L.; Li, H. Q.; Zhang, Y. Solid-Liquid Equilibria of  $\text{K}_2\text{CO}_3 + \text{K}_2\text{CrO}_4 + \text{H}_2\text{O}$  System. *J. Chem. Eng. Data* **2006**, *51*, 1215–1217.
- (6) Cao, D.; Zhang, Y.; Qi, T.; Chu, J.; Wang, L.; Zhang, Y. Phase diagram for the system  $\text{K}_2\text{Cr}_2\text{O}_7 + \text{CrO}_3 + \text{H}_2\text{O}$  at (25 and 90) °C. *J. Chem. Eng. Data* **2007**, *52*, 766–768.

Received for review October 27, 2008. Accepted April 4, 2009. The authors gratefully acknowledge the financial support from the National Key Technologies R&D Program (2006BAC02A05), National Basic Research Program of China (973 Program, 2007CB613501) and National Natural Science Foundation of China (Grant No. 20676136).

JE8007974